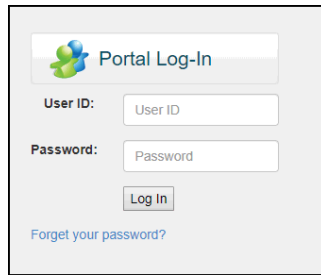


Returning Families Enrolling a New Student

Log into parent portal account



Portal Log-In

User ID:

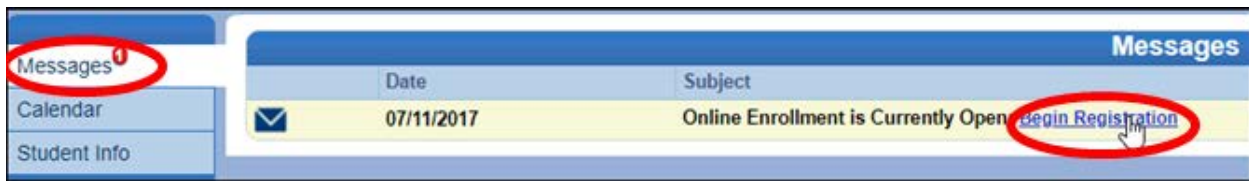
Password:

[Forget your password?](#)

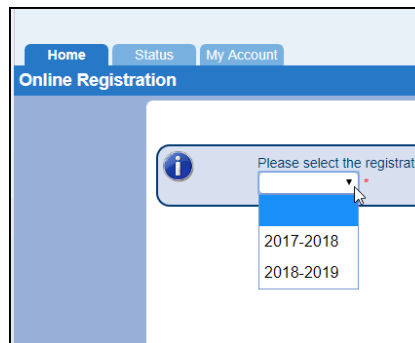
Select **Update Student Information**



Select the **Messages** tab and then **Begin Registration**



Choose the **2018-2019** School Year.



Exclude Older Siblings:

If older siblings are displayed in the **Student** Tab **Exclude** these older siblings from this 2018-2019 registration submission.

To exclude these older siblings, click on the **Exclude** button for each student.

Click the **Add Student** button to add your new student. Complete all the information following the prompts.

Submit when finished.

