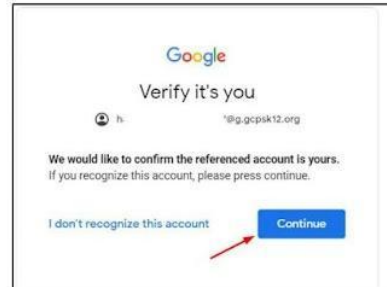


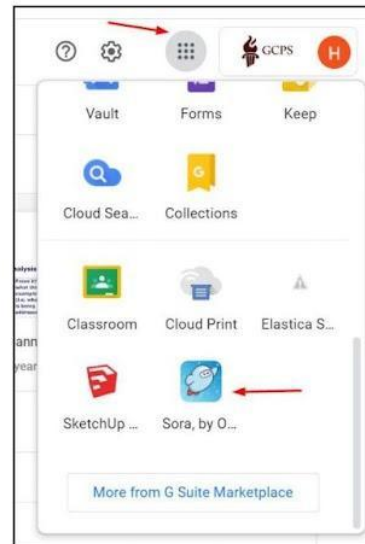
## Accessing the Gwinnett Public Library OverDrive eBooks and Audiobooks

### Using a Computer Browser to Access Sora, by OverDrive

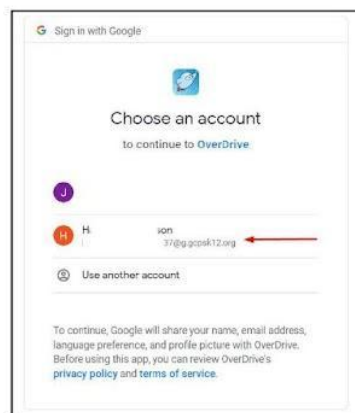
**Step 1:** Log into My eCLASS. Click on G Suite for Education. Verify that the student Gmail account is correct.



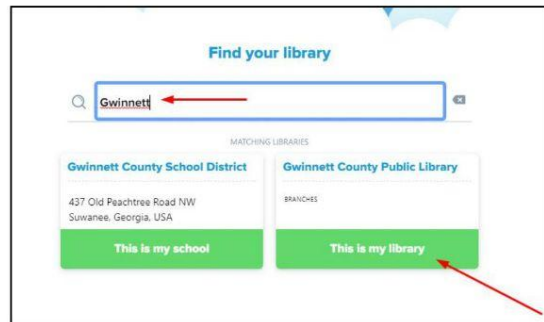
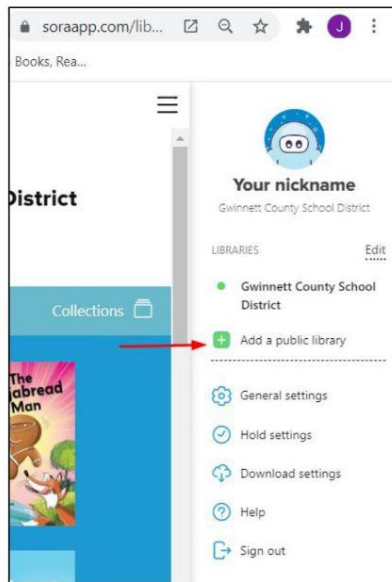
**Step 2:** Click on the “waffle” menu next to the GCPS torch icon in the top right hand corner of the screen. Scroll down the menu to the **Sora, by OverDrive** icon.



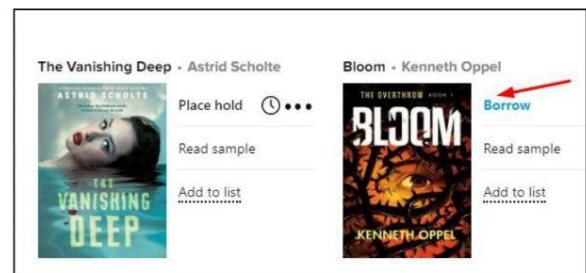
**Step 3:** Click on the green button: *Sign in using Gwinnett County School District*. Then, select the student Gmail account to continue to OverDrive.



**Step 4:** Click the “hamburger” menu with the three horizontal lines in the top right corner. In the drop down menu, click **Add a public library**. Start typing Gwinnett and look for Gwinnett County Public Library. Click **This is my library**.



**Step 5:** Search for a specific book, browse through a collection, or scroll through the ribbon of ebooks on the screen. If a book is available, **Borrow** will be listed next to the thumbnail of the book cover. If the book is unavailable, it will list **Place hold** next to the book's cover.



**Step 6:** When you click **Borrow** or **Place Hold**, you will be prompted to login. Use the student ID for the username and the birthdate (MM/DD) for the password. On the next screen, you may click **Open book** to begin reading.

