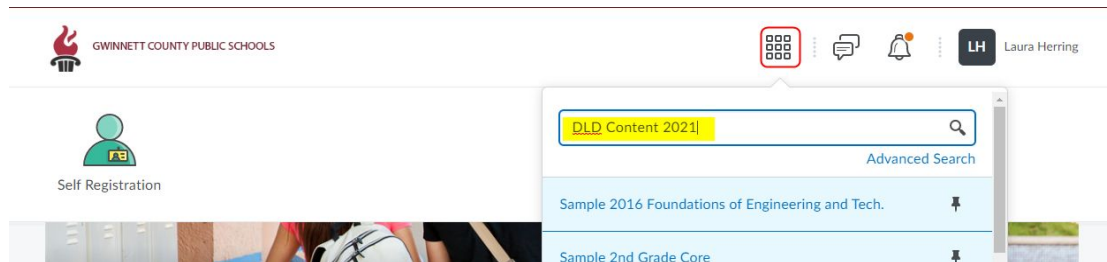
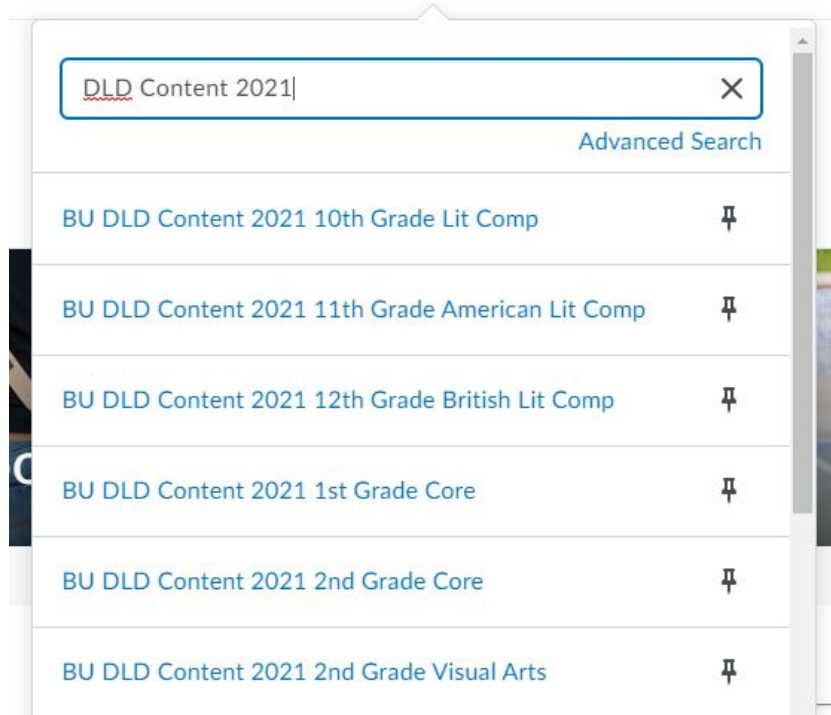


Accessing GOC Content in eClass

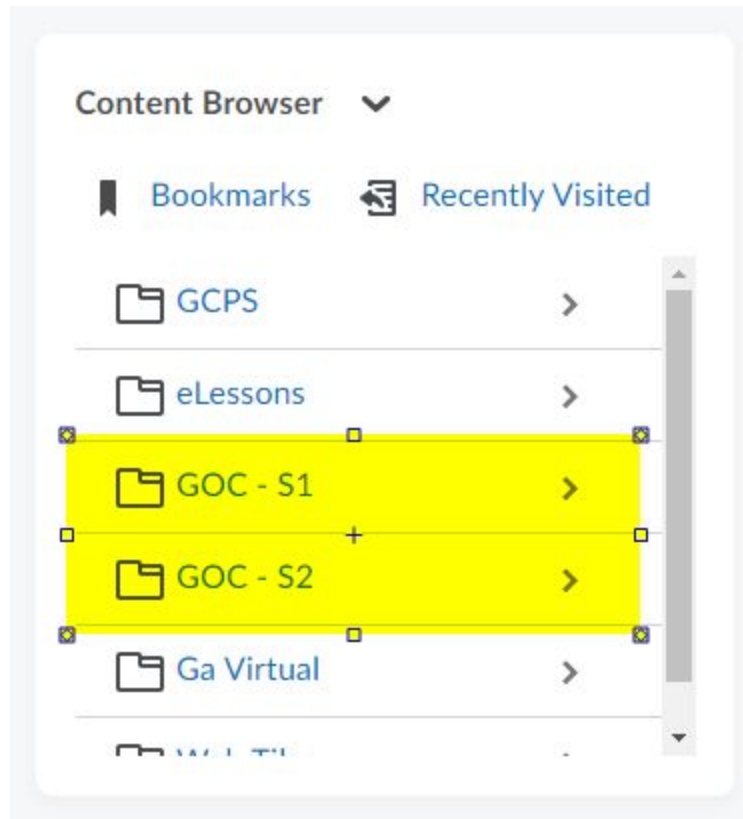
1. Log into eClass through the GCPS portal.
2. The district has auto-enrolled subject teachers in the DLD Resource pages. To access these, click the Course Selector waffle in the top right and type "DLD Content 2021" in the search box.



3. The list of courses with GOC content in which a teacher is enrolled should appear. Click the desired course.



4. On the course homepage, scroll down until you see the Content Browser widget. You'll see a list of names, each with a folder icon, which all include additional county resources. GOC content is fairly clearly marked. Click on the folder to start navigating to GOC resources. You may see unit folders nested, but if you keep clicking, you'll reach the content items.



Content



Activities



Agenda



Tools



Course Admin

Table of Contents > GOC > Life and Death > Welcome to Senior British Literature S2

Welcome to Senior British Literature S2 ▾



Welcome to Senior British Literature (S2)

Next ▶ 1 | 2 | 3 | 4

print all

PASS:

Page 1: Preview

Page 2: Acquire

Page 3: Summarize

Page 4: Study

Preview



How can I be successful in 12th Grade Language

You are welcome to add GOC content to your teacher pages using the same method you would use to pull content from a sample course page. :)