



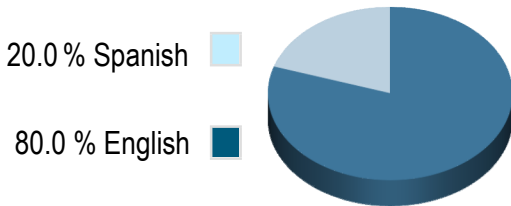
Paul Duke STEM HS

Parent Perception Survey Results

2019-2020

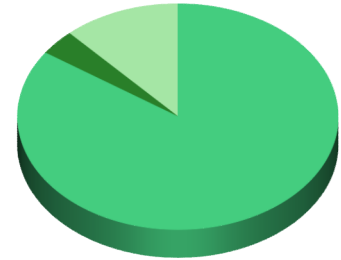
OVERALL SCORE
3.5
Out of 4 Points

Number of parent perception surveys submitted = 110

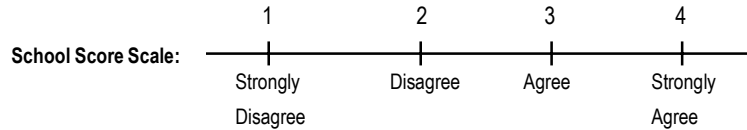


How was the parent perception survey submitted?

11.8 % Paper and Pencil
3.6 % Computer at school
84.5 % Computer at home



What were the school perception survey responses?



Theme	School Score
Instruction: Instruction is of high quality, and my student is challenged while learning the curriculum.	3.5
Technology: The technology used improves learning, and the school is improving my student's technology skills.	3.6
Communication: The school keeps me well informed, and the school communicates in languages I understand.	3.6
Responsiveness: School leaders are responsive to my concerns, and parent/guardian input is considered when making decisions.	3.5
Leadership: The principal is an effective leader who treats students and families with respect, and the principal's top priority is high quality instruction.	3.6
Engagement: Meetings/events are scheduled when someone from my family can attend, and the school helps families support student learning at home.	3.4
Facilities: The school is clean and well-maintained.	3.7
Safety: The school my student attends is safe and secure.	3.7
Discipline: The school promotes positive student behavior, and behavior problems are handled appropriately.	3.5
Citizenship: Students show respect for others at school, and students use good work habits at school.	3.4