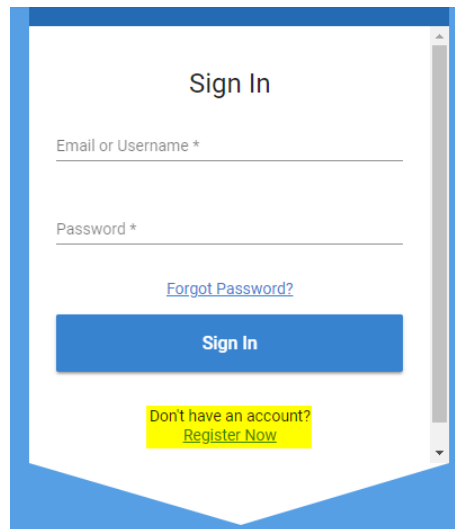
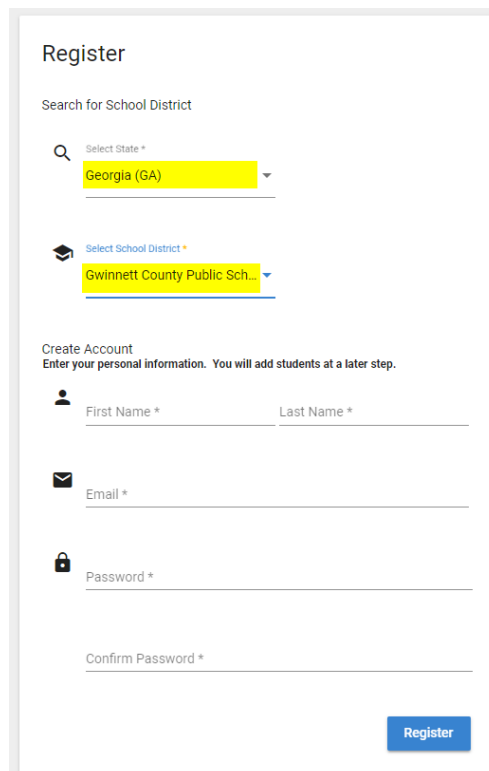


Como crear una cuenta para padres de familia en *MyPaymentsPlus*

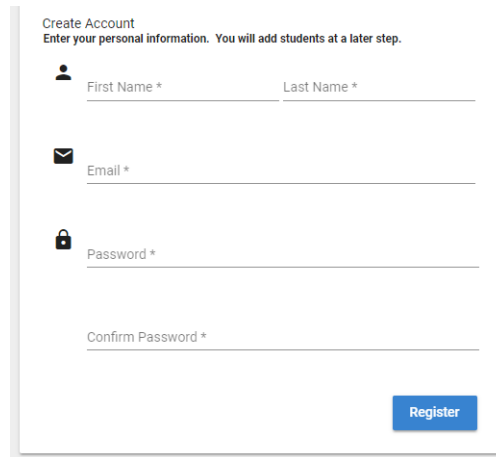
1. Visite el sitio en internet www.MyPaymentsPlus.com y haga clic en “Register Now”.

A screenshot of the "Sign In" form. It features a white background with a blue border. The title "Sign In" is centered at the top. Below it are two input fields: "Email or Username *" and "Password *". A blue link "Forgot Password?" is positioned below the password field. A large blue button labeled "Sign In" is centered below the fields. At the bottom, a yellow box contains the text "Don't have an account? Register Now".

2. En el menú de opciones disponible, elija “Georgia (GA)” como estado y “Gwinnett County Public Schools” como su institución educativa.

A screenshot of the "Register" form. The title "Register" is at the top. Below it is a search section for "School District" with a search icon and a dropdown menu for "Select State *" showing "Georgia (GA)". Another dropdown menu for "Select School District *" shows "Gwinnett County Public Sch...". Below this is the "Create Account" section with the instruction "Enter your personal information. You will add students at a later step." It includes input fields for "First Name *", "Last Name *", "Email *", "Password *", and "Confirm Password *". A blue "Register" button is at the bottom right.

3. Establezca un perfil, ingresando su nombre, correo electrónico y contraseña; luego haga clic en “Register”.



Create Account
Enter your personal information. You will add students at a later step.

First Name * Last Name *

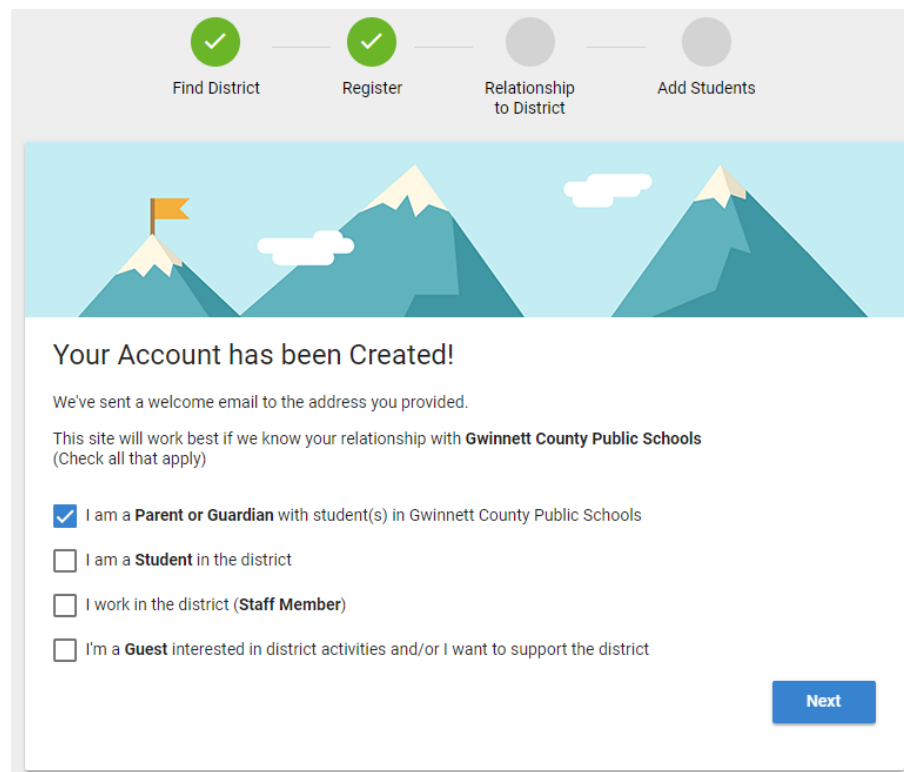
Email *

Password *

Confirm Password *

[Register](#)

4. Seleccione “I am a Parent or Guardian with student(s) in Gwinnett County Public Schools,” luego haga clic en “Next”.



Progress: Find District (checked), Register (checked), Relationship to District (unchecked), Add Students (unchecked)

Your Account has been Created!

We've sent a welcome email to the address you provided.

This site will work best if we know your relationship with **Gwinnett County Public Schools**
(Check all that apply)

- I am a **Parent or Guardian** with student(s) in Gwinnett County Public Schools
- I am a **Student** in the district
- I work in the district (**Staff Member**)
- I'm a **Guest** interested in district activities and/or I want to support the district

[Next](#)

5. Para conectar la cuenta de su estudiante, ingrese el número de identificación de estudiante de *GCPS* y el apellido. Una vez haya ingresado estos datos haga clic en *“Done”*.
 - Generalmente puede obtener los números de identificación del estudiante comunicándose con la escuela.
 - Si el apellido de su hijo tiene un sufijo, por favor téngalo en cuenta cuando ingrese el apellido. Por ejemplo *“Smith Jr.” “Smith IV” “Smith-Arnold”*

Find District Register Relationship to District Add Students

Add Student(s) to Your Account

Adding your student(s) from **Gwinnett County Public Schools** will allow you to manage meal account balances, track meal purchases, pay for school expenses and more.

My Students

There are 0 students on your account.

Student ID *

[Where to find Student ID?](#)

Student Last Name *

Add Student

[Change School District](#)

Skip for Now **Done**

6. Recibirá un correo electrónico confirmando que su inscripción se ha completado. Usted ya puede ingresar su nombre de usuario y contraseña para empezar a usar *MyPaymentsPlus*.