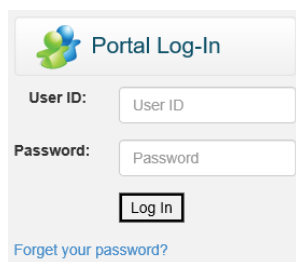


Returning Families Enrolling a New Student (Kindergarten)

Log into Parent Portal Account



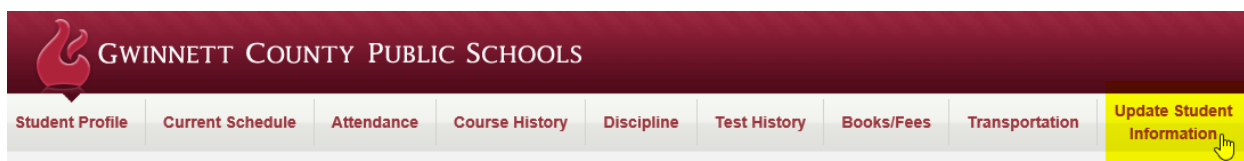
Portal Log-In

User ID:

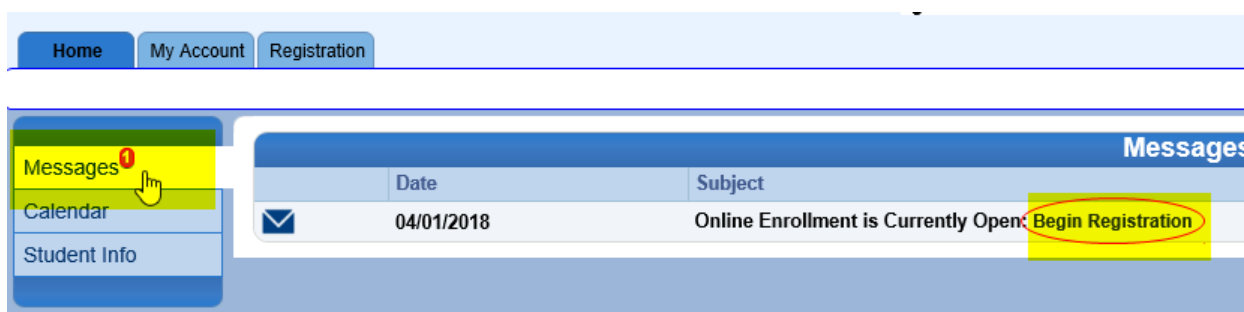
Password:

[Forget your password?](#)

Select Update Student Information



Select the Messages tab and then Begin Registration



Chose the 2019–2020 School Year

Student tab: Exclude Older Siblings

If older siblings are displayed in the **Student** Tab **Exclude** these older siblings from this 2019-2020 registration submission.

To exclude these older siblings, click on the **Exclude** button for each student.

Click the **Add Student** button to add your new student. Complete all the information following the prompts.

Submit when finish.